



Specification

Each piece comes with one box.



Sofa

Assembly Manual



CAUTION

THIS ASSEMBLY MANUAL CONTAINS IMPORTANT SAFETY INFORMATION.
PLEASE READ AND KEEP FOR FUTURE REFERENCE.

Components

- A** Wood Legs (X2)
- B** Middle Leg (X1)
- C** Plastic Washer (X1)



- D** Bolts (X4)
- E** Flat Washers (X4)



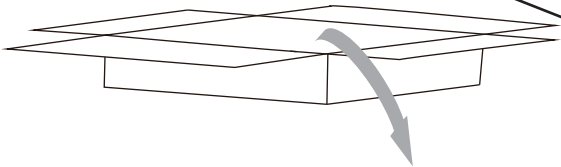
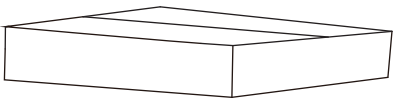
- F** Allen Key (X1)



Power tools are NOT recommended.

Assembly Instructions

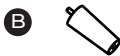
- 1** Remove the legs and hardware pack from the small box, which is inside the large box.



- Allen Key (X1)
- Wood Legs (X2)
- Flat Washers (X4)
- Bolts (X4)
- Middle Legs (X1)
- Washer (X1)

Legs and hardware
pack inside.

- 2** Attach the Wood Leg (A) to the sofa, using Bolts (D), Flat Washers (E), and Allen Key (F). Fully tighten. Rotate the Middle Leg (B) into the sofa firmly.



X1



X4



X1



X1



X4

