






## BS71219B Assembly Manual

### Counter & Bar Height Swivel Stool



#### **CAUTION**

THIS ASSEMBLY MANUAL CONTAINS IMPORTANT SAFETY INFORMATION.  
PLEASE READ AND KEEP FOR FUTURE REFERENCE.

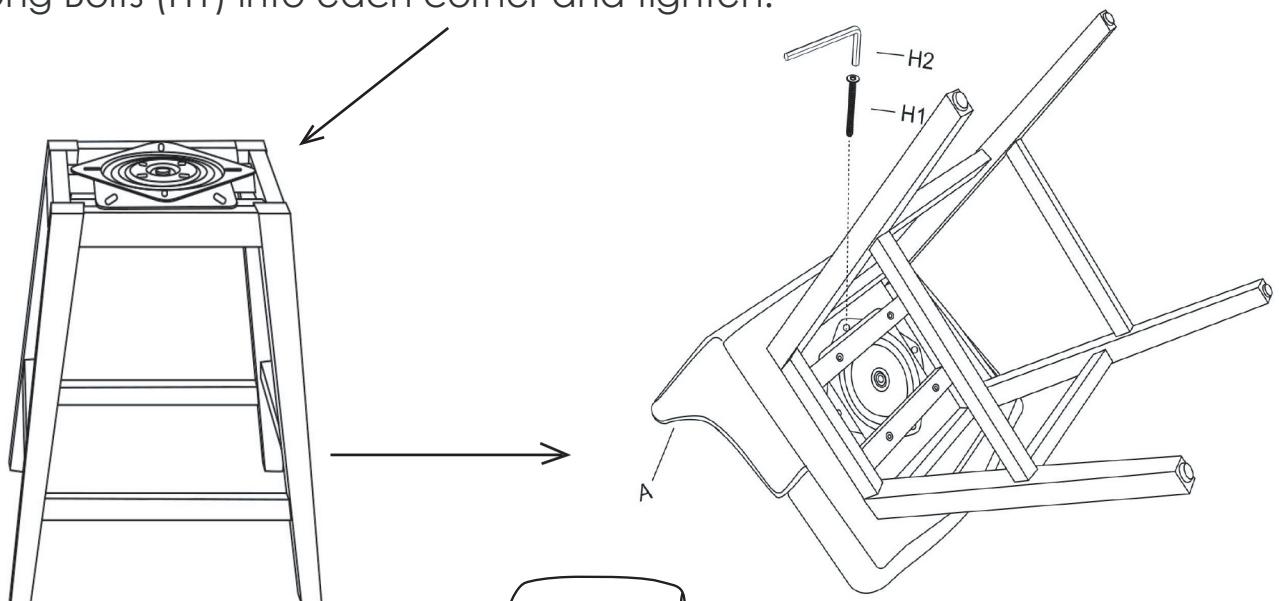
PART	DRAWING	DESCRIPTION	QTY
A		STOOL SEAT BUCKET	1
B		SWIVEL STOOL BASE	1
H1		LONG BOLT	4
H2		ALLEN KEY	1

## ASSEMBLY INSTRUCTIONS

- 1 Flip over the stool seat bucket.
- 2 Slightly rotate the top swivel plate approximately 45 degrees.



- 3 Place the swivel stool base on the stool seat bucket bottom and insert Long Bolts (H1) into each corner and tighten.



- 4 Assembly complete. Enjoy.



CAUTION: PINCH POINT.  
Please keep hands clear during swivel.

## PRODUCT WARRANTY

- 1-year limited on cover against splitting, peeling, and/or tearing.
- 1-year limited on internal and external frame structure.
- 1-year limited on cushioning material, seat springs and mechanism.

## CARE & MAINTENANCE

Water Based Cleaner 'W': Spot clean using the foam only from a water-based cleaning agent such as a mild detergent or non-solvent upholstery shampoo product. Apply foam with a soft in circular motion.

Vacuum when dry.

Do not place furniture in direct sunlight and keep furniture at least 60 cm / 2 feet from heat sources to avoid fading.

## CONTACT US



### CHITA CONSUMER CARE

All of us at CHITA thank you for being a valued customer. If you have any questions or concerns, please contact CHITA consumer care. We will respond within 24 business hours.

**Email:** [contactus@chitaliving.com](mailto:contactus@chitaliving.com)

 [@chitaliving](https://www.facebook.com/chitaliving)



### CHITA FEEDBACK

Your feedback is very important to our company as we constantly strive to improve our products and services.

If possible, CHITA would sincerely appreciate if you can provide an honest review on our product and shopping experience.